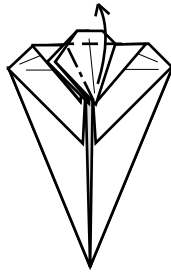
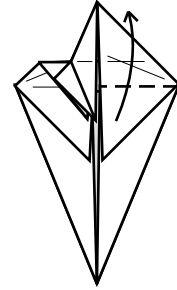


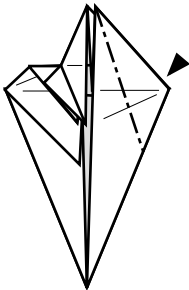
22.Swing over.



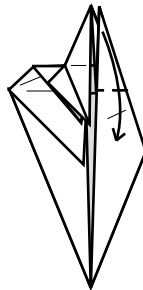
23.Petal up.



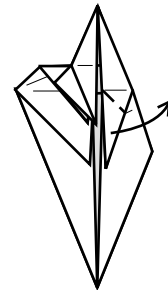
24.Swing up.



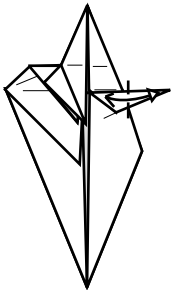
25.Sink triangularly.



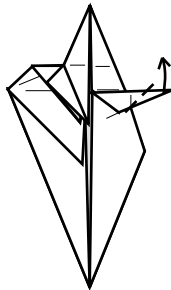
26.Swing down.



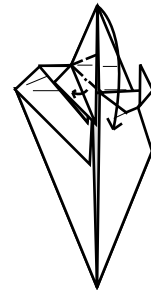
27.Valley outwards.



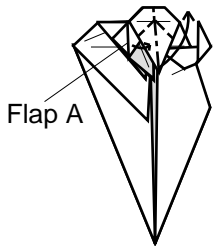
28.Precrease flap halfway.



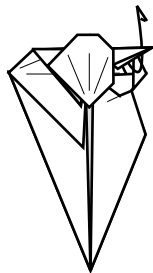
29.Valley along precrease.



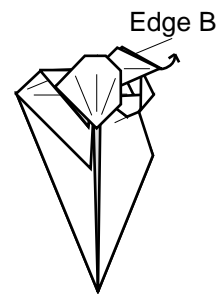
30.Valley down point, while swinging out top single layer.



31.Swing over flap A, while incorporating a reverse fold. A gusset will form where flap A meets the point.



32.Pull up the thick set of layers



33.Pull up edge B, so that it is parallel with the base of model.